

# MONIER

THE TRUTH  
ABOUT  
ROOF TILES

**WHY YOU  
SHOULD  
CONSIDER  
MONIER  
FOR YOUR  
NEW ROOF**

PROTECT THE  
PEOPLE YOU LOVE  
KEEPING YOUR  
HOME STORM-SAFE

---

**LIFE'S A  
BEACH**

GET THE  
HAMPTONS  
LOOK

LEADING STYLIST  
LEEANN YARE  
SHARES THE HOT  
NZ TRENDS

---

LET THE  
SUN SHINE

**OUR INTEGRATED  
SOLARTILE**



**PG 04**  
Secure your  
home against  
wild weather



**PG 06**  
Inside the  
home of stylist  
LeeAnn Yare



**PG 12**  
Mike Hawkins  
modernises his  
home with a  
new roof



# CON- TENTS

## 04 THE TRUTH ABOUT THE ROOF

We share the facts on why tiles are the best choice for your roof

## 06 HIGH FLYING STYLE

NZ super stylist LeeAnn Yare shares her inside knowledge on the hot-right-now looks

## 08 SOLAR SYSTEM SUCCESS

An Auckland homeowner becomes the first in the country to use Monier SOLARtiles

## 10 LIFE'S A BEACH

We examine the in-demand Hamptons style of home

## 12 KEEP YOUR HOME WEATHER-PROOF

Protect the people you love with tips and tricks about securing your home

## 14 VIEW FROM THE TOP

A bayside home gets a modern facelift courtesy of a new roof



## WELCOME

**MARK WINNARD**  
GENERAL MANAGER  
MONIER NZ

In today's world we can easily find ourselves overwhelmed with information and have difficulty trying to make sense of it all.

With this in mind, the Monier team has created the first MONIER magazine, which you will find both helpful and informative when considering the roofing products you should use for your new or existing home.

Choosing the right roof is just as important as choosing the right kitchen or bathroom finishes. You can be inspired to get the look that suits your style, whether that's industrial or Scandi, classic or contemporary.

Of equal importance is to consider where you are building, especially in relation to salt water. NZ is made up of three islands, with a large portion of us living very close to the sea. This should prompt you to think about how your external cladding and roofing will stand up to NZ's harsh environmental conditions.

There is a certain peace of mind that comes with concrete or terracotta tiles and knowing your roofing won't rust and need replacing. While this is just one consideration when selecting building materials, it is a very important one.

The demand for solar power is growing and for those who want their solar panels to "reduce ongoing power bills but not spoil the look of my house" we may well have the answer for you. Monier has the only integrated solar panel available in the market, which solves the aesthetic issue of bolt-on panels.

We trust you enjoy reading our first issue and welcome your questions or feedback.

[#MonierStrongAndBeautiful](#)

**EDITOR** LYNNE TESTONI  
**MAGAZINE DESIGN** RED ROBYN DESIGN

# THE TRUTH ABOUT THE ROOF

When it comes to selecting the right roof for your home, few people really understand the differences between one material and another. There are some popular misconceptions about roofing materials.

With a plethora of marketing material to be found and the opinions of architects, builders, families and friends to consider, it's no wonder so many of us struggle with building and home renovations. However, when it comes to a decision about your new roof, it's important to know what really matters.

National Sales Manager of Monier Roofing NZ, Michael Walters, says it all comes down to durability. Concrete tiles are an incredibly durable roofing material. Just like concrete bridges and the structural elements of buildings, concrete tiles get stronger with age.

The benefits of concrete tiles are their longevity and minimal maintenance requirements. Concrete roof tiles come in a wide range of colours and profiles and you have the ability to update the look of your roof with a simple re-coat.

"When we are talking about a concrete or terracotta tiles, we should keep in mind its low maintenance" Walter says. "It's relatively quick to install and it's trusted within the market as well."

"People promote brick and tile products as a benefit when marketing a property on the basis that it is low maintenance, durable and it will help maintain the integrity of a house," he adds.

"We see this within the traditional investor market as well. People have indicated to me that they build investment properties with tiles because they know it will involve minimal maintenance and it will reduce the overall costs of their home ownership. This is due to low maintenance requirements and lifespan of the roof."

Here, we look at some myths about roofs and show how best to choose a product that will protect your home and your family.

## MYTH 1: METAL ROOFS SUIT ALL NZ CONDITIONS

Not all metal sheeting will be suitable for the range of environmental conditions we see in New Zealand. Being an island nation, you will need to prevent your roof from rusting and corroding and it may require a significant amount of maintenance to protect it and comply to warranty terms.

- Metal roofs covered with ColorCote® are recommended to be washed with fresh water every six months in those areas not normally exposed to rain\*
- Every six months you need to check fasteners, fixtures and fittings for corrosion and keep the roof free of lichen, leaves, pollen\*
- Holes and penetrations in your metal roof can expose the substrate and let in moisture, therefore care needs to be taken every time you make a hole in any ColorCote® product to ensure that you don't void your warranty.

Exposed fasteners may increase potential for damage to internal structural supports. Concrete and terracotta tiles, on the other hand, don't rust or corrode, and the colour of a terracotta roof tile will last for the life of the tile..

\*colorcote.co.nz/wp-content/uploads/2016/04/Minimum-Maintenance-Schedule.pdf

## MYTH 2: SOME METAL TILE ROOFS ARE MARKETED AS 'WORRY-PROOF'

If you live within 750m of salt water, your metal tile roof warranty could be as low as five years if you don't re-coat your roof\*. In a severe environment, weatherproof and coating warranty periods for metal roof tiles can be significantly reduced\*.

Even in normal weather environments, you could void your limited 15-year product warranty if you don't re-coat your metal roof tiles. It is important to note that the warranties do not apply if the roof tiles and trims are not maintained strictly in accordance with the manufacturer's maintenance guidelines issued from time to time (which can include, amongst other things, repainting of certain types of tiles after 15 years (5 years in severe marine environments) or if certain signs of deterioration are exhibited\*. When the metal roof tiles are delivered, they should be kept dry to prevent white rust, which could reduce the product life and null and void your warranty.

\*gerardroofs.co.nz/Warranty

## MYTH 3: CONCRETE OR TERRACOTTA TILES AREN'T A MODERN CHOICE

Modern Monier concrete and terracotta tiles come in a range of contemporary colours, including the popular blacks and greys. Smooth and sleek designer profiles are also available, along with Monier's ever-classic original styles and shades. Regardless of your taste, tiles will fit in seamlessly with the design of your home. Consider combining multiple textures and finishes for rustic character, or go understated with your pick of the slim, flat, modern and streamlined ranges available.

Your roof can meet your design brief with the ability to select different finishes in ridge line from traditional to designer A-line and gables from standard barge to the minimalistic bed and point to the designer A-line. We can transform your home's street appeal.

Monier also has an integrated SOLARtile option, which seamlessly blends into your roof without compromising the design aesthetics, unlike bolt-on solar options.

## MYTH 4: COLORSTEEL® WON'T RUST

Many New Zealanders live by the coast and in environments affected by geothermal.

properties. If you buy a COLORSTEEL® Endura or ZINCALUME® roof it may not be covered by the full warranty as these products are not recommended for ISO Category 5 environments\*.

\*colorsteel.co.nz/assets/Uploads/Environmental-Categories-Warranties-Product-Maintenance-Recommendations-Brochure.pdf

## MYTH 5: TILES CRACK EASILY

Building products can break when handled incorrectly, but the reality is that concrete tiles should not crack if you walk on them in the correct place. Concrete gets stronger with age and concrete tiles are no exception.

Care must be taken when walking on metal sheeting, as it is susceptible to denting when incorrectly walked on.

In the unlikely case of broken tiles, it is extremely easy to replace individual tiles. On the other hand, dented metal can result in a costly and difficult job to replace the whole sheet of damaged metal.

Not only can dented metal adversely affect the visual appearance of the roof, if perforated, it can also attract rust which can void your warranty rights.

## MYTH 6: TILES ARE POROUS

Tiles are manufactured to NZ standard 4206:1992 and are tested for permeability and water absorption. During manufacturing, tested tiles are required to hold 50mm of water for a period of 24 hours without leaking.

In water absorption testing, the standard also requires that tiles do not absorb more than 10 per cent of their own weight in water. Any moisture absorbed subsequently evaporates and house framing is engineered to withstand these minor changes in weight.

Colour coating of Monier tiles is carried out purely for aesthetic reasons. Unlike some other roofing products, this coating is not required to seal or waterproof the tiles.



## CONDENSATION WHEN BUILDING A NEW HOME

You may have seen media articles focussed around "Healthy Homes". The primary focus of the Healthy Homes campaign has been around insulating existing homes. However, there are other aspects in new builds that also need consideration, which includes removing condensation.


Condensation is formed when there is warm air inside a house and cold air outside. For example, you may have noticed condensation forming on the inside of your windows during the winter months. The same reaction of warm (moisture laden) air meeting cold external air on the outside of your roof may cause condensation drops to form in your roof space.

It's good practice to remove condensation to help keep your home healthy and free from mould growth. One of the best ways to achieve this is to have adequate air flow in your roof space. Concrete and terracotta tile roofs naturally allow airflow which can assist in reducing condensation issues. A number of other roofing products, including metal roofing, do a good job of creating a sealed air space, but the flip side of this means that other methods may be required to remove moisture from your roof space. This is an important consideration when designing a new home .





**At the moment, Yare is all about touches of greenery – indoor plants with trailing pieces of green gorgeousness, tactile succulents in varying shades**



# High-flying style.

NZ super stylist LeeAnn Yare is one high flyer – literally!

**ABOVE**  
Yare displays finds from her travels throughout her house

When she is not styling covers of New Zealand's glossiest magazines, or carefully curating the wares in her uber-chic Auckland store, Collected, Yare is an international pilot.

Yes, you read that right. A pilot. Not the sort of job you can just dial in. Hers is a lifestyle that is the ultimate in multi-tasking, using all parts of her brain and demanding a high level of organisational skill.

**1. AN EASY WAY TO ADD SOME STYLE TO A GREAT CUP OF TEA!**

Demi spoon, \$9 each, from Collected (collected.co.nz).

**2. COLD OR HOT, INSULATED S'WELL BOTTLES ARE A MUM'S LIFESAVER!**

Mother of Pearl S'well Insulated Drink Bottle, \$69, from Collected.

**3. A LUSH GREEN PLANT LOOKS PERFECT PAIRED WITH BLACK OR WHITE.**

Diamond Plant Pot, from \$18, from Collected.

**4. REVERTING BACK TO LINEN NAPKINS BRINGS A TOUCH OF CLASS TO THE TABLE AS WELL AS HELPING TO REDUCE WASTE.**

Kip & Co Linen Napkins, \$79 set of six, from Collected.



And this is where her colourful home comes into its own. The design maven has chosen a base of streamlined white for the kitchen cupboards, adding colour and personality through accessories – an ever-changing collection of pieces that catch her eye, either on her travels, or through buying for Collected.

"A home should be a reflection of those who live there, so ours is full of the things we love, and have collected on our travels," she says. "At the end of the day our kitchen can be pared right back to something quite simple if we feel like a change, but it's the details that take an all-white space and keep it from being boring."

**Yare is also happy to see New Zealanders getting braver with their exterior palettes.**

**"It's great to see Kiwis stepping outside the square with exterior colour schemes," she says**

Riotous colour is part of the Yare mantra. She loves it, revels in it and she simply loves mixing it up.

At the moment, Yare is all about touches of greenery – indoor plants with trailing pieces of green gorgeousness, tactile succulents in varying shades. She likes to start with quality in the base materials, but adds her own fun with the details.

Yare is also happy to see New Zealanders getting braver with their exterior palettes. "It's great to see Kiwis stepping outside the square with exterior colour schemes," she says. "Bold use of monochrome

palettes such as white on white or black on black – I love the simplicity of a streamlined black tiled roof – add a modern edge to any exterior, creating a great backdrop for lush green gardens."

"The mother of pearl and brass drawer pulls that we bought home from Hawaii," she says. "We have added a collection of mismatched lighting, and super cheap subway tiles (but in a matt finish with matching grout)."

Here, she shares simple touches to add personality to your home with accessories.

# CREATE YOUR STYLE WITH TILES

Wanting to achieve a certain look for your new home? Start with the top – and design your house from the roof down.

Modern rooflines set the tone for the architecture style, so choose your tiles carefully. Here we detail two of the most popular styles at the moment and match them to the Monier tiles that best suit the aesthetic.



## HAMPTONS

### NULLARBOR

This streamlined, sleek and sophisticated profile is the ultimate in flat terracotta roof tiles.

### HORIZON

The ideal flat concrete roof tile, Horizon is designed to deliver a streamlined look that integrates seamlessly with current trends in New Zealand architecture.



## INDUSTRIAL

### MADISON

This narrow-profile concrete tile features a centre shadow line that enhances its aesthetic appeal, creating a look that is unashamedly minimalist.

### NOUVEAU

With its palette of beautiful colours, Nouveau's satin finish provides durability with excellent depth and intensity of colour that will never fade. It will give your home a streamlined, modern appearance.

< Architect:  
Austin Maynard  
Architects  
Photography:  
Peter Bennetts



# SOLAR SYSTEM SUCCESS

An Auckland homeowner becomes the first in the country to use Monier SOLARtiles – and he couldn't be happier with the results

For Martin Peck, the decision was quite simple. Recently married, he was building his dream home just south of Auckland – and it had a beautiful roofline.

He wanted to have better control over increasing energy costs by installing solar PV (photovoltaic panels), but he didn't want traditional bolt on solar panels to ruin the look of his new roof. After all, he'd put a lot of thought into the choice of his new Platinum Homes dwelling and he didn't want the design aesthetic to be compromised.

"It's a single-level dwelling and it's got a really nice roofline. My partner hated the fact that the solar bolt-on panels were going to cut up the roof and destroy the whole roofline of the house," Peck says.

Peck's home was the first in New Zealand to have Monier's new SOLARtile installed – after salesperson Amanda Hart from Platinum Homes Counties Manukau mentioned them as a potential option. Hart had just returned from a demonstration on the SOLARtile with Monier and felt they would offer the solution that Peck was looking for.

Counties Manukau has a long-standing relationship with Monier, considering them their preferred roof supplier.





**ABOVE**  
Martin Peck's home in Bombay Hills, outside of Auckland

## Peck didn't want traditional bolt-on solar panels to ruin the look of his new roof

As soon as he saw the SOLARtile, Peck said he knew they would be the perfect solution for his conundrum and was happy to take on the opportunity of being the first home in the country to try the new product.

He says he couldn't be happier with the result – the SOLARtile blends in almost seamlessly with the Monier Horizon concrete tiles (in Sambuca, a rich black) to create an elegant roofline on what is a substantial five-bedroom home.

"They look fantastic," Peck enthuses. "The glass is black; they've just got the silver on the end for the solar to go through. On any given day, if it wasn't for the sun shining on them, you wouldn't ever notice them."

Peck, who works for Air New Zealand, had never built a house before, so the building process was all new to him – "I learnt a lot", he adds with a laugh – and more stressful than he was expecting, but the SOLARtile is the element of the build that he is most happy with. He just loves the end result.

"I am more than happy to recommend them," he says. "I actually had a look at some roofs in Australia, because they have had them in Australia for about five or six years beforehand. I was really surprised that with New Zealand supposedly being green and all the rest of it, that they hadn't been brought in earlier."

Peck chose a larger-than-needed 5kW inverter to accompany the SOLARtile, which he feels allows him to future-proof the system. He has hopes of installing a pool and spa at some point in the future and having the larger inverter means he won't have to undergo any retro-fitting if that happens.



The versatility of SOLARtile means that he can also add more tiles whenever he wants. This ensures that even if he adds an extension or renovation over time there won't be an issue with re-roofing.

"If you were given the two options [bolt on solar panels and the Monier SOLARtile], and if you put them in front of a person and said, 'you can have this on your roof, or you can have that on your roof', I would say 99% of the people would go for the integrated solar tile," he says. "Efficiency-wise what they can produce is equivalent to other panels."

It is much quieter than traditional bolt on solar panels, particularly in Bombay Hills, where Peck has his home. It's pretty windy on the top of the hill, he admits.


"I would hate to think about the noise the wind would give, getting under the panels that are on the roof, the airflow underneath them," he says.

Why solar? Peck says the answer is less about the environmental benefits and more about the purely practical "because power prices are not going to go down!"

**"On any given day, if it wasn't for the sun shining on them, you wouldn't notice them."**

**RIGHT**  
Monier Horizon concrete tiles in Sambuca

**BELOW**  
SOLARtile



# LIFE'S -A- BEACH



---

---

# THE HAMPTONS STYLE IS THE LOOK OF THE MOMENT FOR BOTH EXTERIORS AND INTERIORS AS NEW ZEALANDERS EVERYWHERE EMBRACE ITS CLASSIC AND UNDERSTATED DESIGN

---

---

If you are not sure where the rising demand for Hampton-style homes came from, you can probably blame Hollywood.

Some architects and designers trace the trend back to what was an almost forgettable movie, *Something's Gotta Give*, with Jack Nicholson and Diane Keaton. The movie was set in the home of Keaton's character – a classically styled Hampton's home that pretty well stole the show. Blogs praising the home's decor sprung up immediately and it has spawned a hundred or so Pinterest boards.

Located on Long Island New York, Bridgehampton and South Hampton in particular are known as being the 'It' holiday destination of the rich and famous – the places where wealthy Manhattan likes to play. The classic styling of the beachside homes on the island includes large, elegant timber cottages, modern streamline roofs in darker shades, along with luxurious open verandahs and breezeways.

**LEFT**  
Bayville home from Signature  
by Metricon featuring the  
Horizon Hapuka tile

Indeed, it's not hard to see the attraction of the Hampton's style. The gracious architecture of the homes translates very well to the Kiwi climate and the pastel colour palette, slimline profile roofs and timber fretwork used are now very much in demand in everything from kitchens to cushions.

There's a certain coastal feeling about The Hampton's, which is, after all, a beachside holiday destination. Distressed white trims, understated grey tiles and sun-bleached colours form the cornerstone of the style – it's cool and airy and postcard-pretty.

Not every home owner wants to go the full Hampton's, but many people are choosing elements of the look – often a pastel exterior colour palette and grey slate-look tiles – and adapting it to their own style.

Some are also opting for a Hampton's-style kitchen, which usually includes white timber panelled doors, wrought iron lighting and elements of soft shades of blue or green in the details.

## **KEY ELEMENTS OF THE HAMPTONS STYLE:**

Touches of timber is the key to the Hampton's look. Topped off with a slate-style roof, usually in a dark grey or charcoal, these houses are often in pale shades of blue, green or pink with white trim. Many modern New Zealand homes are rendered brick veneer with timber cladding. Some modern homeowners are also choosing soft greys for exterior colours. A large wrap-around verandah complete with detailed timber fretwork adds the necessary decorative touches.

## **PASTELS**

Located right on the ocean, the colours used in Hampton homes are soft pastels, often blue and green – but occasionally a blush pink. Paired with white they have a sun-bleached feel and enduring style. If you decide to keep the interior walls white, consider adding pastel shades through soft furnishings – square-backed sofas in soft greens, or an abundance of scatter cushions with lattice designs.



## **FURNISHINGS**

There's more than a touch of Art Deco in the interiors of Hampton's homes – sideboards often include timber panels and geometric patterns, as do cushions and fabrics generally. It's an eclectic decorating style, however, also borrowing from French provincial interiors with muted colours and natural linens, particularly with chair coverings.



**WHITE RODIN LATTICE  
BUFFET - HAMPTONS STYLE,**  
\$1346, Vavoom Emporium,  
vavoom.com.au

# Keep your home weather-proof

As an island nation, New Zealand is exposed to a lot of wild weather, no matter the season. **Protect the people you love with Monier** and get prepared for storms. These practical tips will keep you and your family safe



## 1.

**1 / Clean your gutters, downpipes and drains regularly to prevent blockages.**

It is important to keep your gutters and downpipes clear as blockages can cause water to overflow under the eaves into the roof cavity. Clear leaves from the valleys of your roof as these will make their way into the gutters in heavy rain. Keep the drains around your property clear to help surface water move away and prevent water from pooling and entering your property. Park away from low lying areas and drains if heavy rainfall is expected.



## 2.

**2 / Fix any damage to your roof, including broken or missing tiles.**

Monier concrete and terracotta tiles are guaranteed for 50 years (check your warranty for details), but maintenance is still important. Your roof should be checked every year (or after major events such as heavy storms) for signs of damage. Fix any damaged or displaced tiles. Build-up of dirt or moss should be removed as it can block the drainage channels on the underside of tiles. Damaged roof sheeting may need to be patched or replaced. Working on a roof can be dangerous, so we recommend you contact a licensed roofing contractor if in doubt about your capacity to check or maintain your roof. We recommend that you have your roof inspected by an expert every 5–7 years for peace of mind.



## 3.

**3 / Maintain your yard and balcony.**

Secure or store items that could blow around in strong winds. Strong winds can pick up even large items such as outdoor furniture, trampolines and roofing iron causing damage to windows, roofs and cars. Identify things which you may need to secure or put away if strong wind or a severe storm is forecast. Storms can affect your home even if you're on holiday, so if you are going away consider securing these items before leaving.



#### 4 / Trim trees and branches that could potentially fall on your home or property.

Check with your local authorities about any guidelines or required consent applications. Remember, your safety is important so contact a qualified (and insured) arborist or tree surgeon for advice if necessary. Have a qualified arborist inspect trees every 2–3 years to identify any preventative action necessary. Remember to park your car away from trees if strong winds and severe storms are predicted.



#### 5 / Check your insurance policy is current and adequate.

Consider the type of cover you need (such as building insurance for home owners and mortgagees) and which level of cover you are insured for. Make sure that your insurance policy provides cover for the types of events specific to your location, these may include: flash flood, storm water runoff, associated landslip (or landslide) and damage to properties by trees. And, if storm damage occurs, it may not be as severe, as you can easily replace individual broken tiles, but with a sheet metal roof you might need to replace an entire sheet or more.



#### 6 / Make a Home Emergency Plan for your family that outlines what you would do in an emergency.

Consider where you'll go and how you'll get in contact with each other along with any special circumstances or considerations for your household. Remember that storms and other emergencies can happen at any time of day so think about where members of your household may be (school, work, commuting), how you'll get in touch with them and where you can meet up. Try to identify how you will manage in these circumstances and who you may be able to get additional support from. Make sure that everyone knows what the plan is. Check out [www.happens.nz](http://www.happens.nz) to see how you can make a plan for your family.

**Your home is much more than just where you sleep at night. It's the place where you spend time with the people closest to you. Our hints and tips on these pages will help to protect the people you love from the ravages of New Zealand's extremes of weather.**



# View from THE TOP



TILES WERE A SOUND CHOICE BECAUSE OF THEIR RESISTANCE TO WIND AND SALT

**FROM THE LEFT**

The view from Mike and Tracey Hawkins home over their new roof



AFTER



BEFORE

**Mike Hawkins is certainly living the life. Now retired, the NZ homeowner spends his time finishing his dream home and paddleboarding**

And what a dream home it is – now. Mike and his wife Tracey purchased the home two years ago when it was still an ode to the Tuscan look of the 1990s, planning to modernise the interior, as well as update the external façade and roof.

They loved the bayside location and the fact that behind its dated façade were “good bones” and a whole lot of potential.


Mike explains that like most plaster homes in Auckland, the house didn't have a code of compliance from the council (“plaster houses in Auckland are pretty hard to sell”, he says) so they always planned to reclad the outside in timber, although the original plan was to simply re-colour the roof.

“We were going to colour the roof, but because the project got so big and out of hand, the plans changed,” he says. “We decided that because we were changing the look to a coastal style – we put weatherboard on, re-windowed, reguttered – we thought it was just crazy to colour the roof when really the existing tile wasn't the look that we wanted. “So then we ended up doing a whole new roof,” he says. “And we are very pleased. It has actually completed the look of the house that we wanted.”

This was also where Monier got involved, says Mike. He and Tracey chose a concrete tile, Tudor in Hapuka to replace the existing Mediterranean-look concrete tiles, which made the process simpler and more cost-effective because that meant there didn't have to be changes made to the underlying roofing structure. “We just decided to go like for like, replacing concrete with concrete,” Mike adds. “We ran with the Monier product, which is actually an Australian-made tile. It gets pretty windy (and chilly) in the bay as well, another reason why concrete tiles were a sound choice because of their resistance to wind and salt. “When it blows a northerly, it will blow us inside out,” Mike adds. “When it blows, some of the tin roofs down here on the bay start to rattle. With a concrete roof you don't get that.”

The house attracted Mike and Tracey because of its spectacular location, which takes full advantage of expansive views of the bay, plus steps down the hill to water access. And despite the dated exterior, they felt it had real potential to become a home with a timeless appeal. “The house was actually really sound to start with,” he adds. “It must have been quite a tricky house to build, or design in the first place because there were a lot of funny angles in the roof, which are hidden. We just worked with what we had, added to the home, redid the roof, redid all of the exterior and we renovated the interior. “The house had a lot of big rooms, but they weren't connected; it didn't flow. So we just pulled walls out and put steel in and sliders. It just opened up the entire lower floor.”

Mike and Tracey's two sons are grown up now with homes of their own. One lives in the next bay, the other a few bays to the south. It's a large house for a couple. “So the two kids have left home and people do wonder why we have got this monster house with just two of us, but that's the way it goes,” he says with a laugh. “And I think – never say never, but we will stay here for a long while, that's for sure. Having gone through the heartache.



# MONIER™



## PROTECTING THE PEOPLE WE LOVE

We are exceptionally proud of our history of protecting New Zealanders from the often harsh elements that come from being an island nation. We're here to help you protect the people you love. That's why Monier roofs stand strong in the wind, rain and hail because we've been doing it for over 100 years.

While this test of time supports our claim of the superiority of tiles over other forms of roofing, our enduring success is proof of a commitment to quality and continued innovation.

From our original terracotta tiles to the world's first integrated SOLARtile and a full range of long-lasting quality concrete tiles, we continue to re-imagine roofing.

There's strength and beauty in protecting the ones we love.

**Contact Monier on 0800 666 437  
to find out more.**

